

## BLANK ROLLING SHUTTERS P.97

### Description

One sheet shutter built with blank slats hooked together step P.97.

Vertical slide and upper roll up.

Bottom slat height 140 mm with handle and gasket stops.

It can be added wind proof system, anti-noise system, insertion of elements for the airing and rectangular opening with plexiglass Conform to the norm UNI EN 13241-1 **CE**

The subject shutters to the action of the wind, for instance in the case of façade installation, they must have the Class 2 conforming with the EN 12424.

### Characteristics and materials

Material		Galvanized steel	Aluminium	Steel AISI 316
Thickness	[mm]	0,8	1,0	0,8
Weight	[kg/m <sup>2</sup> ]	12,50	5,20	12,50
Max Width	[m]	17,00	6,00	17,00
Wind resistance Class 2 <sup>(1)</sup> Up to L x H		6500x2000	-	6500x2000
Places of use		Garage - Shops - Various		

1. Obtainable without tear-proof brackets.

### Dimensions

The values are approximates. For specific details contact our Technical Department.

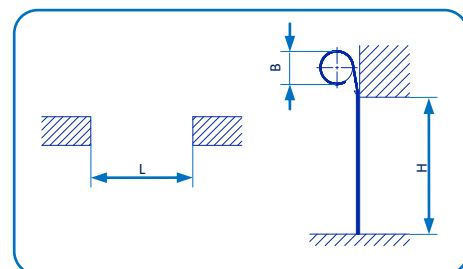
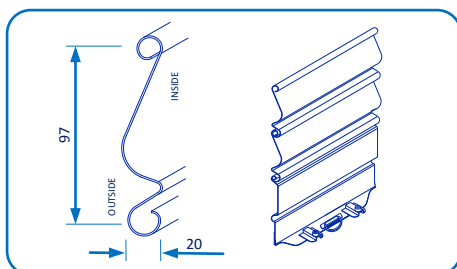
In case of rotating shaft the minimum vertical space is 500 mm (motor + supports).

In case galvanized steel shutter thickness 0,8 mm or stainless steel AISI 316 thickness 0,8 mm with spring or octagonal shaft D.70, look at the table below; for spaces related to other thickness or material please contact our Technical Department.

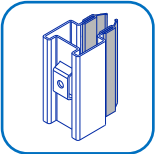
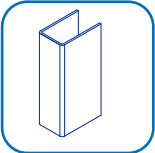
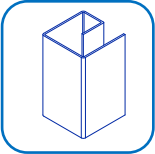
H Height	B - Roll Diameter mm																							
	Shaft with spring										Octagonal shaft D.70 with adapter D. 180													
6000	425	425	455	455	455	-	-	-	-	-	-	-	-	-	-	425	-	-	-	-	-	-	-	-
5500	420	420	450	450	450	450	-	-	-	-	-	-	-	-	-	420	-	-	-	-	-	-	-	-
5000	410	410	410	445	445	445	445	-	-	-	-	-	-	-	-	410	-	-	-	-	-	-	-	-
4500	400	400	400	440	440	440	440	440	-	-	-	-	-	-	-	400	400	-	-	-	-	-	-	-
4000	390	390	390	390	420	420	420	420	420	-	-	-	-	-	-	390	390	-	-	-	-	-	-	-
3500	365	365	365	365	365	405	405	405	405	405	-	-	-	-	-	365	365	365	-	-	-	-	-	-
3000	330	330	330	330	330	330	390	390	390	390	390	410	410	-	-	330	330	330	330	-	-	-	-	-
2500	315	315	315	315	315	315	375	375	375	375	375	375	375	385	-	315	315	315	315	-	-	-	-	-
2000	310	310	310	310	310	310	350	350	350	350	350	350	350	350	-	310	310	310	310	310	-	-	-	-
	1500	2000	2500	3000	3500	4000	4500	5000	5500	6000	6500	6750	7000	7500	1500	2000	2500	3000	3500	4000	4500	5000		

L – Length of the opening

Note: with side stoppers installation, the B roll diameters of the measures highlighted in green have to be increased of 15%, for measures highlighted in yellow and red have to be increased of 10%.



### Guides

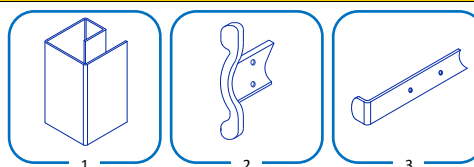
<p>Profiled guides in galvanized steel thickness 2,0 mm with gasket. For installation within and behind the opening</p>	
<p>U profiled guides in galvanized steel thickness 1,5 mm - 40 x 25 x 40 for widths until a 4400 mm - 50 x 25 x 50 for widths until a 5600 mm - 70 x 27 x 70 for widths until a 7500 mm</p>	
<p>G profiled guides in galvanized steel thickness 2,0 mm - 60 x 60 – 80 x 60 – 80 x 80 – 100 x 80 - for shutters having a winding diameter higher than 450 mm - for installation behind the opening - for wind-proof and/or tear proof</p>	

## Accessories

### Wind-proof and tear-proof kit

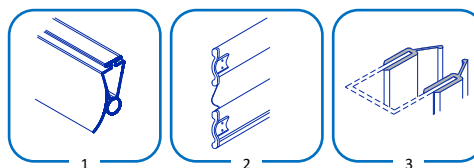
Kit for certified product or for use in windy areas supplied with:

1. G profiled guides
2. Side stoppers
3. Tear-proof brackets



### Anti-noise system

1. Rubber Gasket applied to the bottom slat
2. Nylon side stoppers
3. Gasket in PVC



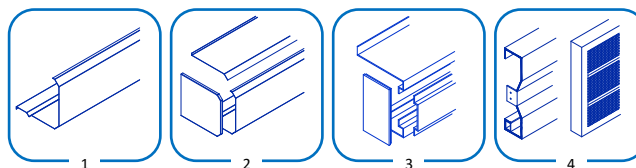
### Inserts for ventilation

1. Micro-perforated slat in galvanized steel with holes  $\varnothing$  4mm



### Top and lid

1. Front panel
2. Carter composed by front panel, front upper and pair carter clips
3. Carter with removable front panel
4. External lid in galvanized sheet



### Automation

1. Manual operation for shaft with spring  
Round shaft  $\varnothing$  48 – 60 – 76 – 89 – 101
2. Manual operation with torsional spring  
Octagonal shaft L. 70 – 102
3. Axial motor for shaft with spring  
Round shaft  $\varnothing$  48 – 60 – 76 – 89 – 101
4. Tubular motor  
Octagonal shaft L. 70
5. Side motor  
Round shaft  $\varnothing$  159 – 193 – 219 – 244 – 273 – 323 – 406
6. Forza motor  
Octagonal shaft L. 70 – 102



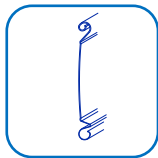
## Finish

Standard painting					
1000	Green beige	7004	Signal grey	8017	Chocolate brown
1001	Beige	7016	Anthracite grey	8019	Grey brown
1013	Oyster white	7021	Black grey	8024	Beige brown
1015	Light Ivory	7024	Graphite grey	9001	Cream
6005	Moss green	7040	Window grey	9002	Grey white
6009	Fir green	7046	Telegrey 2	9005	Jet black
6015	Black olive	7047	Telegrey 4	9010	Pure white
6019	Pastel green	8004	Copper brown	9011	Graphite black
6023	Mint green	8011	Nut brown	9016	Traffic white
7000	Squirrel grey	8014	Sepia brown		
7001	Silver grey	8016	Mahogany brown		

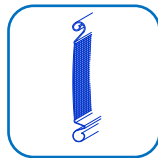
Special tints painting	
RAL 9006	Grey Arsonsisi
RAL colours not included in Standard painting	Metallic black
White: Marble (smooth) – Ancient marble (rough)	Black/ Brown: Sandy (rough)
Grey: Marble (smooth) - Ancient marble (rough)	Sandy 900
Brown: Marble (smooth) – Ancient Marble (rough)	Gunmetal
Green: Marble (smooth) – Ancient Marble (rough)	Gold color for external use
Red: Marble (smooth)	Hammered Brown for external use

Oxidation for aluminium shutters											
											
F01	F02	F03	F04	F05	F06	F07	F08	F09	F10	F11	F12

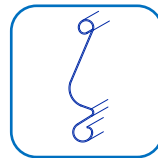
## The complete range of rolling shutter



Blank P.115



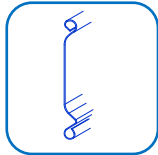
Micro-perforated P.115



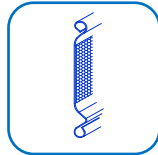
Blank P.97



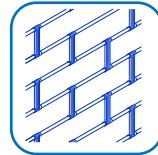
Micro-perforated P.97



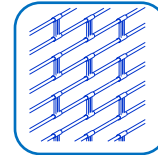
Blank P.73



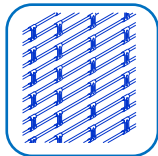
Micro-perforated P.73



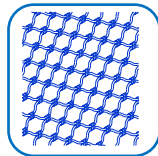
Tubular P.120



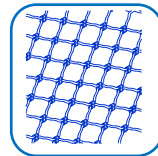
Tubular P.95



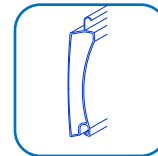
Tubular P.60



Tubonda



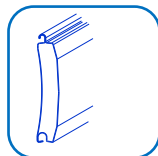
Tondino



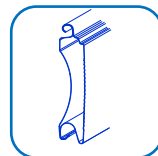
Insulated DP.77



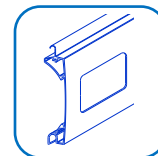
Insulated DP.105



Insulated F.100



Insulated F.140



Windowed



Details and images in this leaflet are not binding.  
Conegliano Serramenti s.r.l. reserve the right to modify them without notice at any time.

### Conegliano Serramenti S.r.l

Via Campolongo 1/E Loc.Ramera Z.I. / 31010 Mareno di Piave – Treviso - Italy

Tel: +39 0438.4985 Fax: +39 0438.498540 / Web site: [www.coneglianoserramenti.it](http://www.coneglianoserramenti.it) [www.forza-motion.com](http://www.forza-motion.com)

P.I. e C.F.: 00532460268- N.Reg.Imp.di TV 8758 / Capitale Sociale i.v.: € 78.000,00 – Capitale esistente al 31.12.15 € 78.000,00i.v.